

MANOLO FORTICH WATER DISTRICT
A. Ditona st. Tankulan, Manolo Fortich, Bukidnon 8703
DETAILED STATEMENT OF FINANCIAL POSITION
As of August 31, 2021

		August 2021	Year to Date	
ASSETS				
Current Assets				
Cash and Cash Equivalent		(421,485.36)	57,589,685.27	
Cash on Hand		(126,665.81)	94,843.96	
1	01 01 010	Cash-Collecting Officers	(126,665.81)	77,343.96
1	01 01 020	Petty Cash	-	10,000.00
1	01 01 030	Local Currency on Hand	-	7,500.00
Cash in Bank-Local Currency		(305,174.22)	52,307,151.07	
1	01 02 020-1	Cash in Bank-Local Currency, Current Account-OFB	-	3,841.04
1	01 02 020-2	Cash in Bank-Local Currency, Current Account-LBP	-	-
1	01 02 020-3	Cash in Bank-Local Currency, Current Account-LBP MF	(552,129.57)	46,528,879.21
1	01 02 020-4a	Cash in Bank-Local Currency, Current Account-LBP a (ADB Loan)	-	39,400.00
1	01 02 020-4b	Cash in Bank-Local Currency, Current Account-LBP b (ADB Loan)	-	10,000.00
1	01 02 020-4c	Cash in Bank-Local Currency, Current Account-LBP c (ADB Loan)	-	10,000.00
1	01 02 030-1	Cash in Bank-Local Currency, Current Account-DBP1	180,052.32	4,493,088.96
1	01 02 030-2	Cash in Bank-Local Currency, Current Account-DBP2	66,903.03	1,221,941.86
Cash Equivalents		10,354.67	5,187,690.24	
1	01 05 020	Time Deposits-Local Currency	10,354.67	5,187,690.24
Receivables		133,871.85	4,526,877.60	
Loans and Receivable Accounts		149,953.95	4,346,803.08	
1	03 01 010	Accounts Receivable	149,953.95	4,624,154.06
1	03 01 011	Allowance for Impairment-Accounts Receivable	-	(277,350.98)
Other Receivables		(16,082.10)	180,074.52	
1	03 05 010	Receivables-Disallowances/Charges	-	-
1	03 05 020	Due from Officers and Employees	-	124,759.91
1	03 05 990	Other Receivables	(16,082.10)	55,314.61
1	03 05 991	Allowance for Impairment-Other Receivables	-	-
Inventories		534,510.25	10,393,683.73	
Inventory Held for Sale		606,055.07	1,449,175.68	
1	04 01 010	Merchandise Inventory	606,055.07	1,449,175.68
1	04 01 011	Allowance for Impairment-Merchandise Inventory	-	-
Inventory Held for Distribution		(211,531.42)	4,547,752.26	
1	04 02 990	Other Supplies and Materials for Distribution	(211,531.42)	4,547,752.26
1	04 02 991	Allowance for Impairment-Other S&Ms for Distribution	-	-
Inventory Held for Consumption		139,986.60	4,396,755.79	
1	04 04 010	Office Supplies Inventory	(27,265.52)	192,355.40
1	04 04 011	Allowance for Impairment-Office Supplies Inventory	-	-
1	04 04 020	Accountable Forms Inventory	(5,756.09)	79,445.53
1	04 04 021	Allowance for Impairment-Accountable Forms Inventory	-	-
1	04 04 080	Fuel, Oil and Lubricants Inventory	(1,064.00)	-

1	04	04	081	Allowance for Impairment-Fuel, Oil and Lubricants Inventory	-	-
1	04	04	120	Chemical and Filtering Supplies Inventory	(100,550.00)	148,645.00
1	04	04	121	Allowance for Impairment-Chem. and Filt. Supplies Inventory	-	-
1	04	04	130	Construction Materials Inventory	(521.82)	289,996.47
1	04	04	131	Allowance for Impairment-Construction Materials Inventory	-	-
1	04	04	190	Electrical Supplies and Materials Inventory	(54.04)	1,346,444.00
1	04	04	191	Allowance for Impairment-Electrical S&Ms Inventory	-	-
1	04	04	990	Other Supplies and Materials Inventory	275,198.07	2,339,869.39
1	04	04	991	Allowance for Impairment-Other S&Ms Inventory	-	-
Other Current Asset					(48,621.18)	386,135.60
Advances					(15,600.00)	33,420.00
1	99	01	010	Advances for Operating Expenses	-	0.00
1	99	01	020	Advances for Payroll	-	-
1	99	01	030	Advances to Special Disbursing Officer	(15,600.00)	33,420.00
1	99	01	040	Advances to Officers and Employees	-	-
Prepayments					(33,021.18)	352,715.60
1	99	02	050	Prepaid Insurance	(33,021.18)	352,715.60
1	99	02	060	Input Tax	-	-
Other Assets					-	-
1	99	99	080	Deferred Charges/Losses	-	-
Total Current Assets					198,275.56	72,896,382.20
Non-Current Assets						
Investments					100,000.00	5,905,350.39
Sinking Fund					100,000.00	5,905,350.39
1	02	07	010-2	Sinking Fund-Building Fund-LBP	-	-
1	02	07	010	Sinking Fund-Retirement Fund	100,000.00	5,905,350.39
Property, Plant and Equipment					1,141,863.52	95,088,438.57
Land					-	6,831,479.82
1	06	01	010	Land	-	6,831,479.82
Infrastructure Assets					(995,393.14)	67,374,705.62
1	06	03	110-1	Lake, River, and Other Intakes	-	1,213,544.23
1	06	03	111-1	Accumulated Depreciation-Lake, River, and Other Intakes	-	(1,152,867.02)
1	06	03	110-2	Wells	-	6,054,345.58
1	06	03	111-2	Accumulated Depreciation-Wells	(55,601.93)	(3,778,934.89)
1	06	03	110-3	Reservoirs and Tanks	-	14,453,068.86
1	06	03	111-3	Accumulated Depreciation-Reservoirs and Tanks	(66,196.98)	(6,776,528.51)
1	06	03	110-4	Transmission and Distribution Mains	-	123,521,608.52
1	06	03	111-4	Accumulated Depreciation-Trans. and Dist. Mains	(638,360.71)	(78,030,108.13)
1	06	03	110-5	Hydrants	-	182,114.15
1	06	03	111-5	Accumulated Depreciation-Hydrants	-	(171,005.09)
1	06	03	110-6	Pumping Plant Structures and Improvements	-	4,897,270.58
1	06	03	111-6	Accumulated Depreciation-Pumping Plant S & I	(13,167.32)	(4,482,368.06)
1	06	03	110-7	Water Treatment Structures and Improvements	-	184,329.86
1	06	03	111-7	Accumulated Depreciation-Water Treatment S & I	(424.79)	(162,931.64)
1	06	03	110-8	Administrative Structures and Improvements	-	173,200.57
1	06	03	111-8	Accumulated Depreciation-Administrative S & I	(902.02)	(155,953.63)
1	06	03	110-9	Power Production Equipment	-	11,453,399.52
1	06	03	111-9	Accumulated Depreciation-Power Production Equipment	(91,248.25)	(7,694,095.91)
1	06	03	110-10	Pumping Equipment	-	24,987,175.23

1	06	03	111-10	Accumulated Depreciation-Pumping Equipment	(127,488.54)	(17,707,836.04)
1	06	03	110-11	Water Treatment Equipment	-	1,467,080.50
1	06	03	111-11	Accumulated Depreciation-Water Treatment Equipment	-	(1,236,831.79)
1	06	03	110-12	Tools, Shops and Garage Equipment	-	721,581.80
1	06	03	111-12	Accumulated Depreciation-Tools, Shops and Garage Equip.	(2,002.60)	(584,553.07)
Machinery and Equipment					<u>(17,381.12)</u>	<u>818,016.66</u>
1	06	05	020	Office Equipment	-	999,351.00
1	06	05	021	Accumulated Depreciation-Office Equipment	(5,301.41)	(819,415.77)
1	06	05	030	Information and Communication Technology Equipment	-	2,380,604.49
1	06	05	031	Accumulated Depreciation-ICTE	(12,079.71)	(1,745,913.06)
1	06	05	070	Communication Equipment	-	67,800.00
1	06	05	071	Accumulated Depreciation-Communication Equipment	-	(64,410.00)
Transportation Equipment					<u>(72,214.63)</u>	<u>3,140,104.75</u>
1	06	06	010	Motor Vehicles	-	9,475,831.86
1	06	06	011	Accumulated Depreciation-Motor Vehicles	(72,214.63)	(6,335,727.11)
Furniture, Fixtures and Books					<u>(1,717.92)</u>	<u>83,478.85</u>
1	06	07	010	Furniture and Fixtures	-	257,190.90
1	06	07	011	Accumulated Depreciation-Furniture and Fixtures	(1,717.92)	(173,712.05)
Leased Assets Improvements					<u>(9,203.13)</u>	<u>550,984.37</u>
1	06	09	020	Leased Assets Improvements, Building	-	2,250,000.00
1	06	09	021	Accumulated Depreciation-Leased Assets Impr., Building	(9,203.13)	(1,699,015.63)
Construction in Progress					<u>2,237,773.46</u>	<u>16,289,668.50</u>
1	06	99	020	Construction in Progress-Infrastructure Assets	2,237,773.46	16,289,668.50
Intangible Assets					<u>(7,190.22)</u>	<u>546,836.61</u>
Intangible Assets					<u>(7,190.22)</u>	<u>546,836.61</u>
1	08	01	020	Computer Software	-	623,940.00
1	08	01	021	Accumulated Amortization-Computer Software	(7,190.22)	(277,103.39)
1	08	01	980	Other Intangible Assets	-	200,000.00
1	08	01	981	Accumulated Amortization-Other Intangible Assets	-	-
Other Non-Current Assets					<u>199,400.00</u>	<u>15,143,986.53</u>
Deposits					<u>100,000.00</u>	<u>6,281,233.75</u>
1	99	03	010	Deposit on Letters of Credit	-	-
1	99	03	020	Guaranty Deposits	-	35,545.30
1	99	03	990	Cash in Bank-Local Currency, Joint Savings Account-LBP	100,000.00	6,245,688.45
Restricted Fund					<u>100,000.00</u>	<u>7,949,951.34</u>
1	99	04	010	Restricted Fund-LBP	-	-
1	99	04	010	Restricted Fund-Building Fund	100,000.00	7,949,951.34
Other Assets					<u>(600.00)</u>	<u>912,801.44</u>
1	99	99	990	Other Assets (A/R Inactive)	(600.00)	912,801.44
Total Non-Current Assets					<u>1,434,073.30</u>	<u>116,684,612.10</u>
Total Assets					<u>1,632,348.86</u>	<u>189,580,994.30</u>

LIABILITIES


Current Liabilities

Financial Liabilities				(143,140.99)	1,687,294.01
Payables				(143,140.99)	1,687,294.01
2	01	01	010	Accounts Payable	(141,320.99) 1,649,040.80
2	01	01	020	Due to Officers and Employees	(1,820.00) 38,253.21
2	01	01	100	Accrued Benefits Payable	- -
Inter-Agency Payables				(80,497.75)	788,143.72
Inter-Agency Payables				(80,497.75)	788,143.72
2	02	01	010	Due to BIR	456.10 53,551.66
2	02	01	020	Due to GSIS	(2,904.53) 417,203.32
2	02	01	030	Due to Pag-IBIG	(10,096.31) 135,485.63
2	02	01	040	Due to PhilHealth	6,003.33 52,003.34
2	02	01	120	Value Added Tax Payable	(73,956.34) 129,899.77
Trust Liabilities				10,571.60	155,196.19
Trust Liabilities				10,571.60	155,196.19
2	04	01	010	Trust Liability	10,571.60 155,196.19
2	04	01	040	Guaranty/Security Deposits Payable	- -
Other Payables				13,813.85	671,223.03
Other Payables				13,813.85	671,223.03
2	99	99	120	Return Premiums Payable	15,510.05 48,433.91
2	99	99	990	Other Payables	(1,696.20) 622,789.12
Total Current Liabilities				(199,253.29)	3,301,856.95
Non-Current Liabilities					
Financial Liabilities				(344,748.33)	29,860,910.88
Bills/Bonds/Loans Payable				(344,748.33)	29,860,910.88
2	01	02	040-1	Loans Payable-Domestic LWUA	(136,415.00) 5,936,561.00
2	01	02	040-2	Loans Payable-Domestic NHA	- 799,349.77
2	01	02	040-3	Loans Payable-Domestic DBP	(208,333.33) 23,125,000.11
Trust Liabilities				23,807.57	533,019.34
Trust Liabilities				23,807.57	533,019.34
2	04	01	050	Customers' Deposits Payable	23,807.57 533,019.34
Deferred Credits/Unearned Income				-	21,700.00
Deferred Credits				-	21,700.00
2	05	01	990	Other Deferred Credits	- 21,700.00
Provisions				-	7,248,260.73
Provisions				-	7,248,260.73
2	06	01	020	Leave Benefits Payable	- 7,248,260.73
Total Non-Current Liabilities				(320,940.76)	37,663,890.95
Total Liabilities				(520,194.05)	40,965,747.90


EQUITY

Government Equity				-	77,640,787.95
Government Equity				-	77,640,787.95
3	01	02	020	Government Equity	36,110,045.61
3	01	02	030	Contributed Capital	41,530,742.34
Intermediate Accounts				2,152,542.91	13,731,062.86
Intermediate Accounts				2,152,542.91	13,731,062.86
3	03	01	020	Revenue/Income and Expense Summary	2,152,542.91
Retained Earnings/(Deficit)				-	57,243,395.59
Retained Earnings/(Deficit)				-	57,243,395.59
3	07	01	010	Retained Earnings/(Deficit)	57,243,395.59
Total Equity				2,152,542.91	148,615,246.40
Total Liabilities and Equity				1,632,348.86	189,580,994.30

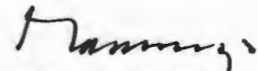
Prepared by:


WILLIAM N. PAILAGAD
Corporate Budget Analyst - B

Checked by:


VENUS I. GUMALING
Division Manager - C

Noted by:


ENGR. ROGELIO K. PANGAN
General Manager