

**MANOLO FORTICH WATER DISTRICT**  
A. Ditona st. Tankulan, Manolo Fortich, Bukidnon 8703  
**DETAILED STATEMENT OF COMPREHENSIVE INCOME**  
For the Month ended May 31, 2023

		<u>May 2023</u>	<u>Year to Date</u>
<b>Income</b>			
<b>Service and Business Income</b>			
<b>Service Income</b>			
4 02 01 990	Other Service Income(Maint. fee P10)	140,260.09	664,993.71
<b>Total Service Income</b>		<b>140,260.09</b>	<b>664,993.71</b>
<b>Business Income</b>			
4 02 02 090	Waterworks System Fees	8,771,273.39	46,365,587.33
4 02 02 210	Interest Income	-	8,556.04
4 02 02 230	Fines and Penalties-Business Income	209,818.88	929,736.75
4 02 02 990	Other Business Income	110,782.21	724,470.20
<b>Total Business Income</b>		<b>9,091,874.48</b>	<b>48,028,350.32</b>
<b>Total Service and Business Income</b>		<b>9,232,134.57</b>	<b>48,693,344.03</b>
<b>Other Non-Operating Income</b>			
<b>Miscellaneous Income</b>			
4 06 03 990	Miscellaneous Income	89,901.16	384,280.91
<b>Total Miscellaneous Income</b>		<b>89,901.16</b>	<b>384,280.91</b>
<b>Total Other Non-Operating Income</b>		<b>89,901.16</b>	<b>384,280.91</b>
<b>Total Income</b>		<b>9,322,035.73</b>	<b>49,077,624.94</b>
<b>Expenses</b>			
<b>Personnel Services</b>			
<b>Salaries and Wages</b>			
5 01 01 010	Salaries and Wages-Regular	958,324.56	4,776,506.56
5 01 01 020	Salaries and Wages-Casual	350,760.00	1,617,460.00
<b>Total Salaries and Wages</b>		<b>1,309,084.56</b>	<b>6,393,966.56</b>
<b>Other Compensation</b>			
5 01 02 010-1	Personnel Economic Relief Allowance (PERA)	29,000.00	142,000.00
5 01 02 010-2	Other Compensation(Adcom)	87,000.00	426,000.00
5 01 02 020	Representation Allowance (RA)	13,500.00	67,500.00
5 01 02 030	Transportation Allowance (TA)	13,500.00	67,500.00
5 01 02 040	Clothing/Uniform Allowance	-	324,000.00
5 01 02 140	Year End Bonus (13th & 14th month)	1,216,793.00	1,216,793.00
<b>Total Other Compensation</b>		<b>1,359,793.00</b>	<b>2,243,793.00</b>
<b>Personnel Benefit Contributions</b>			
5 01 03 010	Retirement and Life Insurance Premiums	155,366.76	765,552.60
5 01 03 020	Pag-IBIG Contributions	5,800.00	28,400.00
5 01 03 030	PhilHealth Contributions	25,058.18	123,410.70
5 01 03 040	Employees Compensation Insurance Premiums	5,800.00	28,400.00
5 01 03 050	Provident/Welfare Fund Contributions	-	-
<b>Total Personnel Benefit Contributions</b>		<b>192,024.94</b>	<b>945,763.30</b>

		<u>May 2023</u>	<u>Year to Date</u>
5 01 04	<b>Other Personnel Benefits</b>		
5 01 04 030	Terminal Leave Benefits	-	-
5 01 04 990	Other Personnel Benefits(annual medical check up)	73,902.00	165,017.64
	<b>Total Other Personnel Benefits</b>	<b>73,902.00</b>	<b>165,017.64</b>
	<b>Total Personnel Services</b>	<b>2,934,804.50</b>	<b>9,748,540.50</b>
	<b>Maintenance and Other Operating Expenses</b>		
	<b>Traveling Expenses</b>		
5 02 01 010	Traveling Expenses-Local	17,432.50	193,429.36
	<b>Total Traveling Expenses</b>	<b>17,432.50</b>	<b>193,429.36</b>
	<b>Training and Scholarship Expenses</b>		
5 02 02 010	Training Expenses	29,500.00	106,016.00
5 02 02 020	Scholarship Grants/Expenses	-	-
	<b>Total Training and Scholarship Expenses</b>	<b>29,500.00</b>	<b>106,016.00</b>
	<b>Supplies and Materials Expenses</b>		
5 02 03 010	Office Supplies Expenses	30,429.98	124,524.19
5 02 03 020	Accountable Forms Expenses	3,188.08	31,880.78
5 02 03 090	Fuel, Oil and Lubricants Expenses	90,643.13	484,409.45
5 02 03 130	Chemical and Filtering Supplies Expenses	136,880.02	684,900.18
5 02 03 210	Semi-Expendable Machinery and Equipment Expenses	-	107,160.00
5 02 03 220	Semi-Expendable Furniture, Fixtures and Books Expenses	-	-
5 02 03 990	Other Supplies and Materials Expenses	2,757.13	12,619.94
	<b>Total Supplies and Materials Expenses</b>	<b>263,898.34</b>	<b>1,445,494.54</b>
	<b>Utility Expenses</b>		
5 02 04 010	Water Expenses	-	-
5 02 04 020	Electricity Expenses	51,015.59	195,005.74
5 02 04 990	Other Utility Expenses	-	-
	<b>Total Utility Expenses</b>	<b>51,015.59</b>	<b>195,005.74</b>
	<b>Communication Expenses</b>		
5 02 05 010	Postage and Courier Services	-	1,695.00
5 02 05 020	Telephone Expenses	4,622.32	22,712.71
5 02 05 030	Internet Subscription Expenses	6,160.00	30,800.00
5 02 05 040	Cable, Satellite, Telegraph and Radio Expenses	-	1,125.00
	<b>Total Communication Expenses</b>	<b>10,782.32</b>	<b>56,332.71</b>
	<b>Survey, Research, Exploration and Development Expenses</b>		
5 02 07	<b>Survey, Research, Exploration and Development Expenses</b>		
5 02 07 010	Survey Expenses	-	-
5 02 07 020	Research, Exploration and Development Expenses	-	-
	<b>Total Survey, Research, Exploration and Development Expenses</b>	<b>-</b>	<b>-</b>
	<b>Generation, Transmission and Distribution Expenses</b>		
5 02 09 010	Generation, Transmission and Distribution Expenses	3,471,018.97	16,683,730.82
	<b>Total Generation, Transmission and Distribution Expenses</b>	<b>3,471,018.97</b>	<b>16,683,730.82</b>

		<u>May 2023</u>	<u>Year to Date</u>
<b>Confidential, Intelligence and Extraordinary Expenses</b>			
5 02 10 030-1	Extraordinary and Miscellaneous Expenses	21,273.75	26,387.50
5 02 10 030-2	Miscellaneous Expenses	(0.05)	-
5 02 10 030-3	Cultural & Athletic Expenses	-	-
<b>Total Confidential, Intelligence and Extraordinary Expenses</b>		<b>21,273.70</b>	<b>26,387.50</b>
<b>Professional Services</b>			
5 02 11			
5 02 11 010	Legal Services	-	82,600.00
5 02 11 020	Auditing Services	-	-
5 02 11 030	Consultancy Services	-	-
5 02 11 990	Other Professional Services	-	-
<b>Total Professional Services</b>		<b>-</b>	<b>82,600.00</b>
<b>General Services</b>			
5 02 12 010	Environment/Sanitary Services	-	35,395.00
5 02 12 030	Security Services	156,815.70	647,040.93
<b>Total General Services</b>		<b>156,815.70</b>	<b>682,435.93</b>
<b>Repairs and Maintenance</b>			
5 02 13 030	<b>Repairs and Maintenance-Infrastructure Assets</b>	733,515.39	2,907,977.62
5 02 13 030-1	Maint. of River, Lake and other Intake	-	-
5 02 13 030-2	Maint of Springs & Tunnels	47,365.97	226,938.31
5 02 13 030-4	Maint. of Reservoir and Tanks	-	240.00
5 02 13 030-5	Maint. of Trans & Dist. Mains	362,783.70	1,818,859.58
5 02 13 030-6	Maint. of Services	142,708.72	441,266.79
5 02 13 030-7	Maint. of Meters	165,600.00	287,500.00
5 02 13 030-9	Maint of Pumping Plant Structures and Improvements	-	6,720.00
5 02 13 030-10	Maint of Water Treatment Structures and Improvements	-	1,280.00
5 02 13 030-11	Maint. of Trans. and Distribution Structures and Improvements	-	1,579.20
5 02 13 030-12	Maint of Administrative Structures and Improvements	760.00	43,610.00
5 02 13 030-13	Maint of Power Production Equipment	-	-
5 02 13 030-14	Maint. of Pumping Equipment	-	36,035.00
5 02 13 030-15	Maint. Of Water Treatment Equipment	276.00	28,987.74
5 02 13 030-16	Maint. Of Tools, Shop and Garage Equip.	14,021.00	14,961.00
5 02 13 050	<b>Repairs and Maintenance-Machinery and Equipment</b>	31,483.20	134,880.20
5 02 13 050-1	Maint. of Office Equipment	(7,830.00)	33,058.00
5 02 13 050-2	Maint. Of IT Equipment	38,251.20	96,914.20
5 02 13 050-3	Maint. Of Communications Equipment	1,062.00	4,908.00
5 02 13 060	Maint. of Land Transport Equipment	96,200.12	274,407.13
5 02 13 070	Maint. Of Furniture and Fixtures	163.00	681.00
5 02 13 220	Repair and Maintenance-Semi-Exp. Furniture, Fixtures and Books E	-	-
<b>Total Repairs and Maintenance</b>		<b>861,361.71</b>	<b>3,317,945.95</b>
<b>Taxes, Insurance Premiums and Other Fees</b>			
5 02 15 010	Taxes, Duties and Licenses	5,860.00	578,941.22
5 02 15 020	Fidelity Bond Premiums	-	8,062.50
5 02 15 030	Insurance Expenses	20,597.03	112,934.57
<b>Total Taxes, Insurance Premiums and Other Fees</b>		<b>26,457.03</b>	<b>699,938.29</b>
<b>Labor and Wages</b>			
5 02 16 010	Labor and Wages	231,944.96	1,242,507.69
<b>Total Labor and Wages</b>		<b>231,944.96</b>	<b>1,242,507.69</b>
<b>Members' Benefits</b>			
5 02 17			
5 02 17 010	Members' Benefits	-	-
<b>Total Members' Benefits</b>		<b>-</b>	<b>-</b>

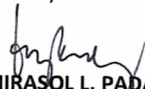


		<u>May 2023</u>	<u>Year to Date</u>
<b>Other Maintenance and Operating Expenses</b>			
5 02 99 010	Advertising, Promotional and Marketing Expenses	-	5,784.00
5 02 99 030	Representation Expenses	134,993.55	327,972.75
5 02 99 040	Transportation and Delivery Expenses	-	-
5 02 99 050	Rent/Lease Expenses	-	-
5 02 99 060	Membership Dues and Contributions to Organizations	6,039.00	49,917.30
5 02 99 080	Donations	1,000.00	37,545.00
5 02 99 140	Documentary Stamp Expenses	-	-
5 02 99 180	Major Events and Conventions Expenses	-	-
5 02 99 990	Other Maintenance and Operating Expenses (BOD)	94,779.50	252,469.75
<b>Total Other Maintenance and Operating Expenses</b>		<b>236,812.05</b>	<b>673,688.80</b>
<b>Total Maintenance and Other Operating Expenses</b>		<b>5,378,312.87</b>	<b>25,405,513.33</b>
<b>Financial Expenses</b>			
<b>Financial Expenses</b>			
5 03 01 020-1	Interest Expenses-NHA	-	-
5 03 01 020-2	Interest Expenses-DBP	87,761.28	451,504.48
5 03 01 020-3	Interest Expenses-LWUA	20,526.00	113,239.00
5 03 01 020-4	Interest Expenses-ADB	138,141.17	690,705.88
5 03 01 040	Bank Charges	-	3,600.00
5 03 01 990	Other Financial Charges	-	-
<b>Total Financial Expenses</b>		<b>246,428.45</b>	<b>1,259,049.36</b>
<b>Non-Cash Expenses</b>			
<b>Depreciation</b>			
5 05 01 030	Depreciation-Infrastructure Assets	1,718,404.09	7,744,611.22
5 05 01 030-2	Depreciation - Wells	23,951.03	116,664.69
5 05 01 030-3	Depreciation - Reservoirs and Tanks	107,683.48	525,769.25
5 05 01 030-4	Depreciation - Transmission and Distribution	1,058,816.57	5,074,432.34
5 05 01 030-6	Dep'n. Pumping Plant Structures and Improvements	40,463.82	85,874.67
5 05 01 030-7	Dep'n. Water Treatment Structures and Improvements	39,622.70	80,375.49
5 05 01 030-8	Dep'n. Administrative Structures and Improvements	-	0.01
5 05 01 030-9	Depreciation - Power Production Equipment	128,246.85	599,805.33
5 05 01 030-10	Depreciation - Pumping Equipment	194,338.53	885,275.85
5 05 01 030-11	Deprn. - Water Treatment Equipment	61,603.67	300,069.50
5 05 01 030-12	Depreciation - Tools, Shops and Garage	63,677.44	76,344.09
5 05 01 050	Depreciation-Machinery and Equipment	5,243.73	25,542.08
5 05 01 050-1	Dep'n Office Equipment	2,945.00	14,345.01
5 05 01 050-2	Dep'n. IT Equipment	2,298.73	11,197.07
5 05 01 060	Depreciation - Transportation Equipment	45,474.88	221,051.27
5 05 01 070	Depreciation - Furniture & Fixtures	1,145.28	5,578.62
5 05 01 090	Deprn. - Leasehold Improvements (Office Bldg.)	9,203.13	44,828.13
<b>Total Depreciation</b>		<b>1,779,471.11</b>	<b>8,041,611.32</b>


		<u>May 2023</u>	<u>Year to Date</u>
	<b>Amortization</b>		
5 05 02 010	Amortization-Computer Software	5,321.67	25,750.00
5 05 02 010-1	Amortization-Other Intangible Asset	1,148.15	5,555.55
	<b>Total Amortization</b>	<b>6,469.82</b>	<b>31,305.55</b>
5 05 03	<b>Impairment Loss</b>		
5 05 03 020	Impairment Loss-Loans and Receivables	-	-
	<b>Total Impairment Loss</b>	<b>-</b>	<b>-</b>
	<b>Total Non-Cash Expenses</b>	<b>1,785,940.93</b>	<b>8,072,916.87</b>
	<b>Total expenses</b>	<b>10,345,486.75</b>	<b>44,486,020.06</b>
	<b>Profit/(Loss) before Tax</b>	<b>(1,023,451.02)</b>	<b>4,591,604.88</b>
	<b>Income tax expense/(Benefit)</b>	<b>-</b>	<b>-</b>
	<b>Profit/(Loss) after Tax</b>	<b>(1,023,451.02)</b>	<b>4,591,604.88</b>
	<b>Net Income/(Loss)</b>	<b>(1,023,451.02)</b>	<b>4,591,604.88</b>
	<b>Other Comprehensive Income/(Loss) for the Period</b>		
	Changes in Fair Value of Investments	-	-
	Translation Adjustment	-	-
	<b>Total Other Comprehensive Income/(Loss) for the Period</b>	<b>-</b>	<b>-</b>
	<b>Comprehensive Income/(Loss)</b>	<b>(1,023,451.02)</b>	<b>4,591,604.88</b>

(0.00)

Prepared by:

  
**MIRASOL L. PADAYHAG**  
 Corporate Accountant


Checked by:

  
**WILLIAM N. PAILAGAO**  
 Corporate Budget Analyst - B

Reviewed by:

  
**VENUS I. GUMALING**  
 Division Manager - C

Noted by:

  
**ENGR. ROGELIO K. PANGAN**  
 General Manager