

MANOLO FORTICH WATER DISTRICT

A. Ditona st. Tankulan, Manolo Fortich, Bukidnon 8703

DETAILED STATEMENT OF COMPREHENSIVE INCOME*For the Month ended February 28, 2023*

		February 2023	Year to Date
Income			
Service and Business Income			
Service Income			
4 02 01 990	Other Service Income(Maint. fee P10)	128,803.24	262,733.24
Total Service Income		128,803.24	262,733.24
Business Income			
4 02 02 090	Waterworks System Fees	9,151,644.74	18,893,277.65
4 02 02 210	Interest Income	-	2,491.45
4 02 02 230	Fines and Penalties-Business Income	181,992.94	365,231.11
4 02 02 990	Other Business Income	70,903.39	432,917.60
Total Business Income		9,404,541.07	19,693,917.81
Total Service and Business Income		9,533,344.31	19,956,651.05
Other Non-Operating Income			
Miscellaneous Income			
4 06 03 990	Miscellaneous Income	86,426.80	108,676.80
Total Miscellaneous Income		86,426.80	108,676.80
Total Other Non-Operating Income		86,426.80	108,676.80
Total Income		9,619,771.11	20,065,327.85
Expenses			
Personnel Services			
Salaries and Wages			
5 01 01 010	Salaries and Wages-Regular	939,730.00	1,899,383.00
5 01 01 020	Salaries and Wages-Casual	321,555.00	594,385.00
Total Salaries and Wages		1,261,285.00	2,493,768.00
Other Compensation			
5 01 02 010-1	Personnel Economic Relief Allowance (PERA)	28,000.00	55,000.00
5 01 02 010-2	Other Compensation(Adcom)	84,000.00	165,000.00
5 01 02 020	Representation Allowance (RA)	13,500.00	27,000.00
5 01 02 030	Transportation Allowance (TA)	13,500.00	27,000.00
5 01 02 040	Clothing/Uniform Allowance	-	324,000.00
Total Other Compensation		139,000.00	598,000.00
Personnel Benefit Contributions			
5 01 03 010	Retirement and Life Insurance Premiums	151,354.20	299,252.16
5 01 03 020	Pag-IBIG Contributions	5,600.00	11,000.00
5 01 03 030	PhilHealth Contributions	24,389.42	48,202.80
5 01 03 040	Employees Compensation Insurance Premiums	5,600.00	11,000.00
5 01 03 050	Provident/Welfare Fund Contributions	-	-
Total Personnel Benefit Contributions		186,943.62	369,454.96

		February 2023	Year to Date
5 01 04	Other Personnel Benefits		
5 01 04 030	Terminal Leave Benefits	-	-
5 01 04 990	Other Personnel Benefits(annual medical check up)	2,199.00	84,865.64
	Total Other Personnel Benefits	2,199.00	84,865.64
	Total Personnel Services	1,589,427.62	3,546,088.60
	Maintenance and Other Operating Expenses		
	Traveling Expenses		
5 02 01 010	Traveling Expenses-Local	78,492.00	78,492.00
	Total Traveling Expenses	78,492.00	78,492.00
	Training and Scholarship Expenses		
5 02 02 010	Training Expenses	15,000.00	39,000.00
5 02 02 020	Scholarship Grants/Expenses	-	-
	Total Training and Scholarship Expenses	15,000.00	39,000.00
	Supplies and Materials Expenses		
5 02 03 010	Office Supplies Expenses	43,385.88	45,173.88
5 02 03 020	Accountable Forms Expenses	12,752.31	12,752.31
5 02 03 090	Fuel, Oil and Lubricants Expenses	102,166.24	102,166.24
5 02 03 130	Chemical and Filtering Supplies Expenses	208,988.16	208,988.36
5 02 03 210	Semi-Expendable Machinery and Equipment Expenses	16,000.00	16,000.00
5 02 03 220	Semi-Expendable Furniture, Fixtures and Books Expenses	-	-
5 02 03 990	Other Supplies and Materials Expenses	3,720.11	3,720.11
	Total Supplies and Materials Expenses	387,012.70	388,800.90
	Utility Expenses		
5 02 04 010	Water Expenses	-	-
5 02 04 020	Electricity Expenses	33,497.76	63,146.70
5 02 04 990	Other Utility Expenses	-	-
	Total Utility Expenses	33,497.76	63,146.70
	Communication Expenses		
5 02 05 010	Postage and Courier Services	70.00	970.00
5 02 05 020	Telephone Expenses	-	4,242.41
5 02 05 030	Internet Subscription Expenses	6,160.00	12,320.00
5 02 05 040	Cable, Satellite, Telegraph and Radio Expenses	-	375.00
	Total Communication Expenses	6,230.00	17,907.41
	Survey, Research, Exploration and Development Expenses		
5 02 07	Survey, Research, Exploration and Development Expenses		
5 02 07 010	Survey Expenses	-	-
5 02 07 020	Research, Exploration and Development Expenses	-	-
	Total Survey, Research, Exploration and Development Expenses	-	-
	Generation, Transmission and Distribution Expenses		
5 02 09 010	Generation, Transmission and Distribution Expenses	3,084,922.74	6,451,813.25
	Total Generation, Transmission and Distribution Expenses	3,084,922.74	6,451,813.25

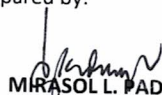
		February 2023	Year to Date
	Confidential, Intelligence and Extraordinary Expenses		
5 02 10 030-1	Extraordinary and Miscellaneous Expenses	2,473.75	2,473.75
5 02 10 030-2	Miscellaneous Expenses	-	0.05
5 02 10 030-3	Cultural & Athletic Expenses	-	-
	Total Confidential, Intelligence and Extraordinary Expenses	2,473.75	2,473.80
	Professional Services		
5 02 11			
5 02 11 010	Legal Services	81,700.00	82,300.00
5 02 11 020	Auditing Services	-	-
5 02 11 030	Consultancy Services	-	-
5 02 11 990	Other Professional Services	-	-
	Total Professional Services	81,700.00	82,300.00
	General Services		
5 02 12 010	Environment/Sanitary Services	-	-
5 02 12 030	Security Services	140,064.36	210,096.53
	Total General Services	140,064.36	210,096.53
	Repairs and Maintenance		
5 02 13 030	Repairs and Maintenance-Infrastructure Assets	875,751.22	950,454.22
5 02 13 030-1	Maint. of River, Lake and other Intake	-	-
5 02 13 030-2	Maint of Springs & Tunnels	35,879.25	89,214.25
5 02 13 030-4	Maint. of Reservoir and Tanks	240.00	240.00
5 02 13 030-5	Maint. of Trans & Dist. Mains	695,258.68	695,496.68
5 02 13 030-6	Maint. of Services	136,914.09	136,914.09
5 02 13 030-7	Maint. of Meters	18,400.00	18,400.00
5 02 13 030-9	Maint of Pumping Plant Structures and Improvements	-	6,720.00
5 02 13 030-10	Maint of Water Treatment Structures and Improvements	-	-
5 02 13 030-11	Maint. of Trans. and Distribution Structures and Improvements	1,579.20	1,579.20
5 02 13 030-12	Maint of Administrative Structures and Improvements	-	-
5 02 13 030-13	Maint of Power Production Equipment	-	-
5 02 13 030-14	Maint. of Pumping Equipment	980.00	1,230.00
5 02 13 030-15	Maint. Of Water Treatment Equipment	(13,500.00)	360.00
5 02 13 030-16	Maint. Of Tools, Shop and Garage Equip.	-	300.00
5 02 13 050	Repairs and Maintenance-Machinery and Equipment	41,171.00	42,447.00
5 02 13 050-1	Maint. of Office Equipment	28,308.00	28,658.00
5 02 13 050-2	Maint. Of IT Equipment	12,198.00	12,198.00
5 02 13 050-3	Maint. Of Communications Equipment	665.00	1,591.00
5 02 13 060	Maint. of Land Transport Equipment	16,029.00	84,779.00
5 02 13 070	Maint. Of Furniture and Fixtures	-	-
5 02 13 220	Repair and Maintenance-Semi-Exp. Furniture, Fixtures and Books	-	-
	Total Repairs and Maintenance	932,951.22	1,077,680.22
	Taxes, Insurance Premiums and Other Fees		
5 02 15 010	Taxes, Duties and Licenses	22,327.09	38,254.93
5 02 15 020	Fidelity Bond Premiums	-	8,062.50
5 02 15 030	Insurance Expenses	23,994.70	47,989.40
	Total Taxes, Insurance Premiums and Other Fees	46,321.79	94,306.83
	Labor and Wages		
5 02 16 010	Labor and Wages	246,909.24	528,087.12
	Total Labor and Wages	246,909.24	528,087.12
	Members' Benefits		
5 02 17			
5 02 17 010	Members' Benefits	-	-
	Total Members' Benefits	-	-

		February 2023	Year to Date
Other Maintenance and Operating Expenses			
5 02 99 010	Advertising, Promotional and Marketing Expenses	784.00	784.00
5 02 99 030	Representation Expenses	22,204.00	61,203.60
5 02 99 040	Transportation and Delivery Expenses	-	-
5 02 99 050	Rent/Lease Expenses	-	-
5 02 99 060	Membership Dues and Contributions to Organizations	13,098.00	13,098.00
5 02 99 080	Donations	21,545.00	31,545.00
5 02 99 140	Documentary Stamp Expenses	-	-
5 02 99 180	Major Events and Conventions Expenses	-	-
5 02 99 990	Other Maintenance and Operating Expenses (BOD)	25,822.00	55,357.00
Total Other Maintenance and Operating Expenses		83,453.00	161,987.60
Total Maintenance and Other Operating Expenses		5,139,028.56	9,196,092.36
Financial Expenses			
Financial Expenses			
5 03 01 020-1	Interest Expenses-NHA	-	-
5 03 01 020-2	Interest Expenses-DBP	93,676.33	188,349.22
5 03 01 020-3	Interest Expenses-LWUA	23,709.00	48,464.00
5 03 01 020-4	Interest Expenses-ADB	138,141.20	276,282.37
5 03 01 040	Bank Charges	-	3,600.00
5 03 01 990	Other Financial Charges	-	-
Total Financial Expenses		255,526.53	516,695.59
Non-Cash Expenses			
Depreciation			
5 05 01 030	Depreciation-Infrastructure Assets	1,867,825.84	2,945,048.74
5 05 01 030-2	Depreciation - Wells	21,633.19	45,584.22
5 05 01 030-3	Depreciation - Reservoirs and Tanks	103,339.25	206,192.48
5 05 01 030-4	Depreciation - Transmission and Distribution	1,390,972.86	1,954,186.15
5 05 01 030-5	Depreciation - Hydrants	-	-
5 05 01 030-6	Dep'n. Pumping Plant Structures and Improvements	10,863.56	22,891.07
5 05 01 030-7	Dep'n. Water Treatment Structures and Improvements	9,508.98	20,036.78
5 05 01 030-8	Dep'n. Administrative Structures and Improvements	321.11	676.63
5 05 01 030-9	Depreciation - Power Production Equipment	110,030.31	231,849.58
5 05 01 030-10	Depreciation - Pumping Equipment	160,001.88	338,153.03
5 05 01 030-11	Dep'n. - Water Treatment Equipment	57,247.46	117,245.69
5 05 01 030-12	Depreciation - Tools, Shops and Garage	3,907.24	8,233.11
5 05 01 050	Depreciation-Machinery and Equipment	16,969.31	35,756.76
5 05 01 050-1	Dep'n Office Equipment	5,405.45	11,390.05
5 05 01 050-2	Dep'n. IT Equipment	11,563.86	24,366.71
5 05 01 060	Depreciation - Transportation Equipment	40,967.82	86,325.05
5 05 01 070	Depreciation - Furniture & Fixtures	1,993.08	4,199.71
5 05 01 090	Dep'n. - Leasehold Improvements (Office Bldg.)	8,312.50	17,515.63
Total Depreciation		1,936,068.55	3,088,845.89


		February 2023	Year to Date
Amortization			
5 05 02 010	Amortization-Computer Software	4,806.67	9,956.67
5 05 02 010-1	Amortization-Other Intangible Asset	1,037.04	2,148.15
Total Amortization		<u>5,843.71</u>	<u>12,104.82</u>
Impairment Loss			
5 05 03 020	Impairment Loss-Loans and Receivables	-	-
Total Impairment Loss		<u>-</u>	<u>-</u>
Total Non-Cash Expenses		<u>1,941,912.26</u>	<u>3,100,950.71</u>
Total expenses		<u>8,925,894.97</u>	<u>16,359,827.26</u>
Profit/(Loss) before Tax		693,876.14	3,705,500.59
Income tax expense/(Benefit)		-	-
Profit/(Loss) after Tax		<u>693,876.14</u>	<u>3,705,500.59</u>
Net Income/(Loss)		<u>693,876.14</u>	<u>3,705,500.59</u>
Other Comprehensive Income/(Loss) for the Period			
Changes in Fair Value of Investments		-	-
Translation Adjustment		-	-
Total Other Comprehensive Income/(Loss) for the Period		<u>-</u>	<u>-</u>
Comprehensive Income/(Loss)		<u>693,876.14</u>	<u>3,705,500.59</u>

Prepared by:


0.00


MIRASOL L. PADAYHAG
 Corporate Accountant


Checked by:


WILLIAM N. PAILAGAO
 Corporate Budget Analyst - B

Reviewed by:


VENUS I. GUMALING
 Division Manager - C

Noted by:


ENGR. ROGELIO K. PANGAN
 General Manager