

STATEMENT OF COMPREHENSIVE INCOME

For the Month ended November 30, 2024

		<u>November 2024</u>	<u>Year to Date</u>
Income			
Service and Business Income			
Service Income			
4 02 01 990	Other Service Income(Maint. fee P10)	141,452.66	1,556,138.66
	Total Service Income	141,452.66	1,556,138.66
Business Income			
4 02 02 090	Waterworks System Fees	12,911,831.50	121,185,102.57
4 02 02 161	Sales Discounts	-	-
4 02 02 210	Interest Income	-	7,134.58
4 02 02 230	Fines and Penalties-Business Income	239,763.75	2,588,259.02
4 02 02 990	Other Business Income	18,338.52	943,392.23
	Total Business Income	13,169,933.77	124,723,888.40
	Total Service and Business Income	13,311,386.43	126,280,027.06
Other Non-Operating Income			
Miscellaneous Income			
4 06 03 990	Miscellaneous Income	73,932.86	1,098,975.06
	Total Miscellaneous Income	73,932.86	1,098,975.06
	Total Other Non-Operating Income	73,932.86	1,098,975.06
	Total Income	13,385,319.29	127,379,002.12
Expenses			
Personnel Services			
Salaries and Wages			
5 01 01 010	Salaries and Wages-Regular	1,166,997.00	12,216,320.57
5 01 01 020	Salaries and Wages-Casual	356,614.00	4,149,983.50
	Total Salaries and Wages	1,523,611.00	16,366,304.07
Other Compensation			
5 01 02 010-1	Personnel Economic Relief Allowance (PERA)	33,500.00	360,545.46
5 01 02 010-2	Other Compensation(Adcom)	100,500.00	1,081,636.37
5 01 02 020	Representation Allowance (RA)	15,500.00	170,500.00
5 01 02 030	Transportation Allowance (TA)	15,500.00	158,091.21
5 01 02 040	Clothing/Uniform Allowance	-	462,000.00
5 01 02 140	Year End Bonus (13th & 14th month)	1,507,402.00	2,906,614.00
	Total Other Compensation	2,004,402.00	5,471,387.04
Personnel Benefit Contributions			
5 01 03 010	Retirement and Life Insurance Premiums	182,833.32	1,906,631.49
5 01 03 020	Pag-IBIG Contributions	13,400.00	137,900.00
5 01 03 030	PhilHealth Contributions	37,411.13	391,264.10
5 01 03 040	Employees Compensation Insurance Premiums	6,700.00	71,900.00
5 01 03 050	Provident/Welfare Fund Contributions	-	-
	Total Personnel Benefit Contributions	240,344.45	2,507,695.59
5 01 04	Other Personnel Benefits		
5 01 04 990	Other Personnel Benefits(annual medical check up)	258,790.00	258,809.00
	Total Other Personnel Benefits	258,790.00	258,809.00
	Total Personnel Services	4,027,147.45	24,604,195.70


		November 2024	Year to Date
Maintenance and Other Operating Expenses			
Traveling Expenses			
5 02 01 010	Traveling Expenses-Local	59,641.00	710,163.14
	Total Traveling Expenses	59,641.00	710,163.14
Training and Scholarship Expenses			
5 02 02 010	Training Expenses	50,752.45	332,839.47
5 02 02 020	Scholarship Grants/Expenses	-	-
	Total Training and Scholarship Expenses	50,752.45	332,839.47
Supplies and Materials Expenses			
5 02 03 010	Office Supplies Expenses	22,484.38	245,374.55
5 02 03 020	Accountable Forms Expenses	3,000.00	36,330.00
5 02 03 070	Drugs and Medicines Expenses	-	1,365.00
5 02 03 090	Fuel, Oil and Lubricants Expenses	38,497.41	1,089,912.30
5 02 03 130	Chemical and Filtering Supplies Expenses	256,743.00	1,559,998.55
5 02 03 210	Semi-Expendable Machinery and Equipment Expenses	6,800.00	6,800.00
5 02 03 210-02	Semi-Expendable Office Equipment Expense	67,493.00	67,493.00
5 02 03 210-03	Semi-Expendable ICTE Expense	-	-
5 02 03 210-99	Semi-Expendable Other Machinery and Equipment Expenses	7,730.00	7,730.00
5 02 03 220	Semi-Expendable Furniture, Fixtures and Books Expenses	-	-
5 02 03 990	Other Supplies and Materials Expenses	2,329.51	27,286.97
	Total Supplies and Materials Expenses	405,077.30	3,042,290.37
Utility Expenses			
5 02 04 020	Electricity Expenses	26,134.92	284,212.96
	Total Utility Expenses	26,134.92	284,212.96
Communication Expenses			
5 02 05 010	Postage and Courier Services	731.00	7,676.00
5 02 05 020	Telephone Expenses	-	48,499.89
5 02 05 030	Internet Subscription Expenses	13,319.00	82,313.10
5 02 05 040	Cable, Satellite, Telegraph and Radio Expenses	-	3,750.00
	Total Communication Expenses	14,050.00	142,238.99
Awards/Rewards, Prizes and Indemnities			
5 02 06 010	Awards/Rewards Expenses	-	113,000.00
	Total Awards/Rewards, Prizes and Indemnities	-	113,000.00
Generation, Transmission and Distribution Expenses			
5 02 09 010-1	Generation, Transmission and Distribution Expenses-Power	1,542,074.39	23,163,020.72
5 02 09 010-2	Generation, Transmission and Distribution Expenses-Water	821,335.01	3,949,400.19
	Total Generation, Transmission and Distribution Expenses	2,363,409.40	27,112,420.91
Confidential, Intelligence and Extraordinary Expenses			
5 02 10 030-1	Extraordinary and Miscellaneous Expenses	6,521.00	93,511.50
	Total Confidential, Intelligence and Extraordinary Expenses	6,521.00	93,511.50
Professional Services			
5 02 11 010	Legal Services	2,200.00	59,300.00
5 02 11 020	Auditing Services	-	126,911.57
5 02 11 990	Other Professional Services	48,000.00	78,000.00
	Total Professional Services	50,200.00	264,211.57
General Services			
5 02 12 010	Environment/Sanitary Services	152,300.00	378,341.33
5 02 12 030	Security Services	159,592.22	1,644,383.25
	Total General Services	311,892.22	2,022,724.58
Repairs and Maintenance			
Repairs and Maintenance-Infrastructure Assets			
5 02 13 030	Maint. of River, Lake and other Intake	511,434.64	7,385,380.97
5 02 13 030-1	Maint of Springs & Tunnels	-	255.00
5 02 13 030-2	Maint. Of Wells	51,024.59	513,363.89
5 02 13 030-3	Maint. of Reservoir and Tanks	-	1,825.00
5 02 13 030-4	Maint. of Trans & Dist. Mains	-	390.00
5 02 13 030-5	Maint. of Services	310,579.37	4,222,989.13
5 02 13 030-6	Maint. of Meters	38,069.68	848,101.39
5 02 13 030-7	Maint of Pumping Plant Structures and Improvements	39,100.00	1,087,633.27
5 02 13 030-9	Maint of Water Treatment Structures and Improvements	-	18,139.00
5 02 13 030-10	Maint. of Trans. and Distribution Structures and Improvements	33,951.00	73,076.00
5 02 13 030-11	Maint of Administrative Structures and Improvements	-	55,232.00
5 02 13 030-12		-	65,331.00

		November 2024	Year to Date
5 02 13 030-13	Maint of Power Production Equipment	37,580.00	259,401.92
5 02 13 030-14	Maint. of Pumping Equipment	650.00	133,675.37
5 02 13 030-15	Maint. Of Water Treatment Equipment	-	98,328.00
5 02 13 030-16	Maint. Of Tools, Shop and Garage Equip.	480.00	7,640.00
5 02 13 050	Repairs and Maintenance-Machinery and Equipment	14,295.00	311,270.50
5 02 13 050-1	Maint. of Office Equipment	-	46,023.00
5 02 13 050-2	Maint. Of IT Equipment	13,440.00	253,864.50
5 02 13 050-3	Maint. Of Communications Equipment	855.00	11,383.00
5 02 13 060	Maint. of Land Transport Equipment	23,006.00	344,815.46
5 02 13 070	Maint. Of Furniture and Fixtures	-	16,917.00
	Total Repairs and Maintenance	548,735.64	8,058,383.93
	Taxes, Insurance Premiums and Other Fees		
5 02 15 010	Taxes, Duties and Licenses	263,031.91	3,641,388.91
5 02 15 020	Fidelity Bond Premiums	-	25,428.75
5 02 15 030	Insurance Expenses	26,278.67	289,555.92
	Total Taxes, Insurance Premiums and Other Fees	289,310.58	3,956,373.58
	Labor and Wages		
5 02 16 010	Labor and Wages	257,628.71	2,554,509.75
	Total Labor and Wages	257,628.71	2,554,509.75
	Other Maintenance and Operating Expenses		
5 02 99 010	Advertising, Promotional and Marketing Expenses	-	6,200.00
5 02 99 030	Representation Expenses	87,298.00	414,825.63
5 02 99 060	Membership Dues and Contributions to Organizations	-	49,449.60
5 02 99 080	Donations	12,000.00	45,154.00
5 02 99 180	Major Events and Conventions Expenses	445,095.15	760,484.05
5 02 99 990	Other Maintenance and Operating Expenses (BOD)	46,574.00	494,073.16
	Total Other Maintenance and Operating Expenses	590,967.15	1,770,186.44
	Total Maintenance and Other Operating Expenses	4,974,320.37	50,457,067.19
	Financial Expenses		
	Financial Expenses		
5 03 01 020-1	Interest Expenses-NHA	-	-
5 03 01 020-2	Interest Expenses-DBP	-	769,695.44
5 03 01 020-3	Interest Expenses-LWUA	-	65,082.00
5 03 01 020-4	Interest Expenses-ADB	747,000.25	7,095,342.85
5 03 01 040	Bank Charges	45.00	708.00
5 03 01 990	Other Financial Charges	-	-
	Total Financial Expenses	747,045.25	7,930,828.29
	Non-Cash Expenses		
	Depreciation		
5 05 01 030	Depreciation-Infrastructure Assets	1,501,929.25	17,801,927.73
5 05 01 030-1	Depreciation - Lake, River and Other Intakes	-	-
5 05 01 030-2	Depreciation - Wells	57,659.71	640,784.73
5 05 01 030-3	Depreciation - Reservoirs and Tanks	103,681.92	1,157,781.46
5 05 01 030-4	Depreciation - Transmission and Distribution	925,579.94	11,186,423.38
5 05 01 030-5	Depreciation - Hydrants	-	-
5 05 01 030-6	Dep'n. Pumping Plant Structures and Improvements	10,734.43	119,867.79
5 05 01 030-7	Dep'n. Water Treatment Structures and Improvements	24,072.46	269,316.17
5 05 01 030-8	Dep'n. Administrative Structures and Improvements	-	-
5 05 01 030-9	Depreciation - Power Production Equipment	91,173.36	1,075,556.89
5 05 01 030-10	Depreciation - Pumping Equipment	186,653.56	2,236,672.50
5 05 01 030-11	Deprn. - Water Treatment Equipment	69,978.87	753,780.64
5 05 01 030-12	Depreciation - Tools, Shops and Garage	32,395.00	361,744.17
5 05 01 050	Depreciation-Machinery and Equipment	5,168.98	57,720.29
5 05 01 050-1	Dep'n Office Equipment	2,944.40	32,879.12
5 05 01 050-2	Dep'n. IT Equipment	2,224.58	24,841.17
5 05 01 050-3	Depreciation-Communications Equipment	-	-
5 05 01 060	Depreciation - Transportation Equipment	30,850.23	464,739.81
5 05 01 070	Depreciation - Furniture & Fixtures	1,108.33	12,376.38
5 05 01 090	Deprn. - Leasehold Improvements (Office Bldg.)	8,906.25	99,453.12
	Total Depreciation	1,547,963.04	18,436,217.33


		<u>November 2024</u>	<u>Year to Date</u>
Amortization			
5 05 02 010	Amortization-Computer Software	12,650.00	141,258.34
5 05 02 010-1	Amortization-Other Intangible Asset	1,111.11	12,407.40
Total Amortization		13,761.11	153,665.74
Impairment Loss			
5 05 03 020	Impairment Loss-Loans and Receivables	-	-
Total Impairment Loss		-	-
Total Non-Cash Expenses		1,561,724.15	18,589,883.07
Total expenses		11,310,237.22	101,581,974.25
Profit/(Loss) before Tax		2,075,082.07	25,797,027.87
Income tax expense/(Benefit)		-	-
Profit/(Loss) after Tax		2,075,082.07	25,797,027.87
Net Income/(Loss)		2,075,082.07	25,797,027.87
Other Comprehensive Income/(Loss) for the Period			
Changes in Fair Value of Investments		-	-
Translation Adjustment		-	-
Total Other Comprehensive Income/(Loss) for the Period		-	-
Comprehensive Income/(Loss)		2,075,082.07	25,797,027.87

(0.00) -

Prepared by:


ALGYNE CLAIRE J. YAMUT
 Corporate Accountant


Checked by:


WILLIAM N. PAILAGAO
 Corporate Budget Analyst - B

Reviewed by:


VENUS I. GUMALING
 Division Manager - C

Noted by:


ENGR. ROGELIO K. PANGAN
 General Manager